


Starting school at



Pashley Down Infant

Welcome to Pashley Down Infant School

“Learning at Pashley is an amazing adventure!”

“We welcome you and your child to Pashley Down Infant School. We are really excited to have you here in our wonderful school.

I am very confident that your child’s first three years in Infant School are going to be very happy ones, which will be enriched with a variety of real-life learning experiences within our fabulous grounds.

Thank you for your trust in us and, please remember, no question is a silly one, so please do contact us before the 18th July with any questions. During the summer holidays, we will take a little while longer to get back to you.

Our promise to you is that we will work with you to enable your unique child to achieve their best as they take their next step in education .

Andy Best

Headteacher

Pashley Down Infant School

“Learning at Pashley is an amazing adventure!”

Settling in:

Information regarding your child's settling in sessions and what this will look like this year will be sent out to you by email.

Collecting your child:

If you are unable to be here to meet your child at the end of the day, you will need to contact the class teacher via the Dojo app before 12.30pm or phone the office after this time to let them know who will be collecting your child. If we do not receive a message from a parent we will not let anyone else collect them. If someone who isn't a parent will be collecting regularly, please add their details to Arbor.

Absences

If your child is absent from school for any reason, please phone the absence line with your child's name, class and reason for absence or email absence@pashley.e-sussex.sch.uk. We ask that parents let us know by 8.30 a.m. at the very latest on each day of absence due to safeguarding practices.

Medical Appointments

If your child has a medical appointment that means they miss any part of the school day, we ask for an appointment letter/card or confirmation of the appointment for your child's attendance record. If this isn't provided the absence will not be authorised. If you could notify the Office in advance of your child's appointment it would be appreciated.

Medication

If your child needs to take prescribed medication in school, you will need to bring it to the office and complete a form giving permission for the first aider to administer it. If they have an asthma pump or an epi pen, this needs to be kept in school at all times, therefore we recommend that you ask the doctor for a spare one. Please note all items must be in their original packaging with the Pharmacy label attached.

School Uniform

Plain items of school uniform (trousers, skirts, polo shirts, gingham dresses) are available from most local supermarkets. Pashley jumpers and cardigans, bookbags, sun hats and water bottles can be bought from the school office and can be ordered in advance to collect at the transition sessions (details sent by email). Please ensure that all items of uniform and clothing are clearly named.

Our uniform consists of:

- White polo shirt.
- Emerald green jumper/sweatshirt or cardigan with the school logo
- Grey skirt/pinafore/trousers/shorts
- Green or yellow & white check dress
- Grey/white tights or socks
- Black, flat shoes (Close toe and back flat sandals with secure straps may be worn in the summer with socks)
- Green/yellow sunhat (kept in school once it has been brought in)
- Green or yellow school bookbag (no rucksacks due to lack of space on children's pegs)

PE Kit:

- White t-shirt
- Black shorts or tracksuit bottoms
- School jumper or cardigan
- Trainers with Velcro fastening

Hot Weather

Reception children spend a substantial amount of time outside, therefore in hot weather we ask that you apply all day sunscreen to your child before they come to school in the morning, so that they are protected throughout the day. If your child has very fair skin and needs cream to be reapplied, please speak to Mr Best, our Headteacher.

HELPING YOUR CHILD START SCHOOL

The Reception Year is all part of the Foundation Stage of education. Your children will be encouraged to feel secure in an active learning environment in which we create the 'foundations' for all of their future learning.

Play is really important in the foundation stage

- It helps children to understand and make sense of the world around them.
- It reinforces things that they have learnt.
- It develops their imagination.
- It helps them to learn to get on and form relationships with other children.

So when the children say they have "done nothing" or "played" they have been learning in an environment that has been carefully constructed to develop many concepts!

The Foundation Stage does not focus on National Curriculum subjects but on seven equal areas for a child's growth and development. These are:

3 Prime:

- Communication and language
- Physical development
- Personal Social and Emotional development

4 Specific:

- Literacy
- Mathematics
- Understanding the world
- Expressive arts and design

We use our different projects to explore areas of work, learn new skills, develop new ideas and find out about the world we live in. It is very important to be positive and encouraging. Children will learn things at different rates because they are all individual.

Learning at home

These things will help your child:

- Sharing a book
- Cooking and weighing ingredients
- Talking about the world around you.
- Play writing, drawing, singing songs and rhymes.
- Having paper / boxes — anything that you child can use for making marks

An enquiring and curious mind is always to be encouraged. To help develop this ask your child questions that will encourage them to think creatively, for example: "What would happen if ...?", is always a good question to ask. Conversation is the most important thing when preparing a child for school.

We understand that some children will be excited about starting school and some may find it hard, but we are here to support them with their transition. Children will get to meet new people and make new friends, and enter an exciting new world. As the term goes on they will get tired. This is normal so try not to worry. If you are concerned about anything please talk to us.

We will be putting on parent workshops throughout the year, so please do attend these if possible as they are very useful. More information on these will follow.

PREPARING FOR SCHOOL LIFE

- Please work through your child's starting school passport as this will help them to be ready for school. Your child will receive this when they come in for transition in term 6.

Ready for
School
Passport



This passport belongs to:



THE LINK BETWEEN SCHOOL AND HOME

We firmly believe that the best education is one where there is a co-operative partnership between the school and home. Even though your child may have attended nursery or playgroup, starting school is a very different step. We can assure you that we will do what we can to make this transition as smooth as possible. A good understanding between staff and parents is essential if your child is to feel secure in the knowledge that relations between the two are open and friendly. This feeling of security is vital if your child is to gain the most from being at school. Please feel free to talk with your child's class teacher, or the Headteacher, if you have any worries at any time.

The best time to speak to the class teacher is at the end of the day if you want a brief chat, for a longer appointment please arrange with your child's teacher. The easiest way to message them is through Class Dojo.

During the year we have 2 parents evenings where parents can book an appointment to see their child's class teacher to discuss their progress and how they are settling in class. You will be able to sign up for these on arbor. We offer one appointment per child.

Help prepare your child for school with a positive attitude. Tell them what fun it will be and how much they will enjoy it! Value everything your child does at school. Your interested response to news about the school day or to things that may be brought home will help foster a positive attitude in your child on which true learning can be built. We may also seek your help in providing materials or information on projects for your child to bring into school.

Throughout the Foundation Stage, as part of the learning process, teachers need to assess each child's development in relation to the Foundation Stage Early Learning Goals. These assessments are made on the teachers' accumulating observations and knowledge of the whole child. The teachers use the Foundation Stage Profile to do this. This is an ongoing process which is finalised in the summer term, summarising each child's development up to that point. We use an online journal system called Tapestry as part of this process. This gives you updates and also allows you to let us know about your child's achievements at home.

PARENTAL HELP

We are always grateful when parents (and grandparents!) can come and help in the classroom. The work you do is invaluable for the children and the class teacher. We like to involve parents in helping out with outdoor learning, sharing books, talking with children, helping out on school visits, etc. Please bear this in mind and, if you would like to help in any way, speak to your child's class teacher.

All parents need to complete a DBS form before they can help regularly in school. These can be collected from the school office.

We keep in touch with parents through the Class Dojo app and by sending regular newsletters and project letters via website links and email. Please try to note any dates on your calendars. Knowing what's going on in school is important to your child and these dates will help you share what is happening. We also use Facebook, our Facebook page is Pashley Down Infant School.


IT'S GOOD TO BE ON TIME

Arrival in the Morning

All children should arrive at school by 8.45 a.m. at the very latest, with the morning session starting at this time. The school gates open at 8.30a.m. to enable children to be settled in preparation for their day.

The End of the Day

The Reception class teachers bring their pupils out to meet parents at 2.55pm. Two Reception classes come out through the side door on the terrace near the slide and down the steps onto the lower playground - Hedgehog parents wait to the side of the steps and Rabbit parents wait by the adventure playground fence. Squirrel children come out of the main entrance door near the Reception classrooms and parents wait in the playground. This will all be shown to you when your child first starts.



THE SCHOOL DAY

You can come to school at 8.30am.

School starts at 8.45am.
Children to arrive in the Reception classrooms.

We spend time in the classroom and outside .

We have a snack mid morning.


We have playtime and lunch at 12.00pm

You can have a school dinner which is free to all children
in EYFS and KS1 or bring a packed lunch

More activities in the afternoon

School finishes at 2.55 pm





My Learning at School

We have books, toys, games and other apparatus to help with numbers, shape, weighing and measuring, patterns and sorting. We also do many things that make lots of mess!

You will be able to sing and use musical instruments.

We have PE in the hall, or outside.

We spend time in the woodlands, on the allotment and sometimes go to visit exciting places.

There is sand and water to play with, also Lego, wild animals and lots of construction toys.

We have a home corner in the classroom where you can have lots of fun.

You will be able to use paints and other materials for pictures and models.

We will help you with your mark making leading to you becoming a writer.

There will be time to help you learn to read. There are lots of books in the classroom, the corridors and the library which you are able to take home.

We play outside all year round, spend a lot of time with the Pashley animals and use our school grounds as much as we can.

